

Low Molecular Weight Heparin

The leaflet aims to answer your questions about taking low molecular weight heparin (LMWH) for the treatment and prevention of blood clots. If you have any questions or concerns, please speak to a doctor or nurse caring for you.

What is LMWH?

LMWH is an anticoagulant which increases the time your blood takes to clot. This reduces the risk of developing or extending a blood clot in the body. LMWH starts to work within two hours of being injected.

If LMWH is prescribed for a short period of time then no additional monitoring is needed. LMWH treatment given in pregnancy is often monitored by a blood test whereas prophylaxis (preventative doses) is not monitored.

Your platelet count will be monitored by a blood test as needed.

NB. LMWH contains ingredients derived from animal products. Please speak to a clinician if you have any questions or concerns.

How do I take the medicine?

It is usually given by subcutaneous injection once daily which means it is injected beneath the skin but in some situations your doctor or nurse may recommend that you have two injections a day.

To give yourself LMWH injection, you need:

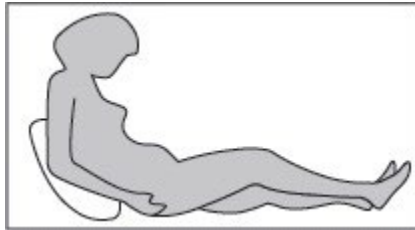
- pre-filled syringes
- a sharps bin. This will be provided on initiation or you can ask the clinic or ward on discharge
- clean tissue.

1) Washing hands and skin preparation



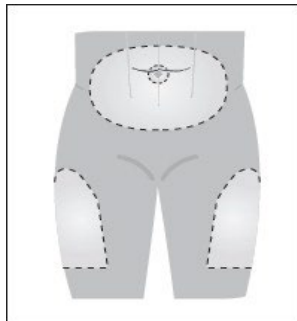
Wash your hands carefully with soap and water and clean the injection site.

2) Position



Get yourself in a comfortable sitting position where you can see your stomach. Have your syringe, tissue and sharps bin near you.

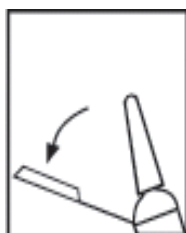
3) Area to give injection



The injection should be given into fat. Choose an injection site in either the outer aspect of the thigh or abdomen.

You should avoid the navel (belly button). It is important that you change the site each time.

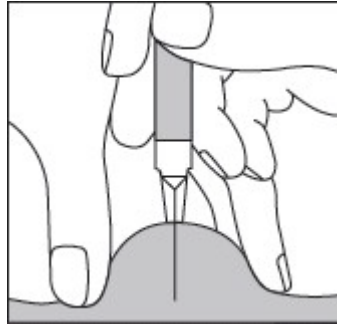
4) Taking off the cap and how to deal with the air bubble



Pick up the syringe, grasp the tip of the plastic needle catcher and bend it away from the shield.

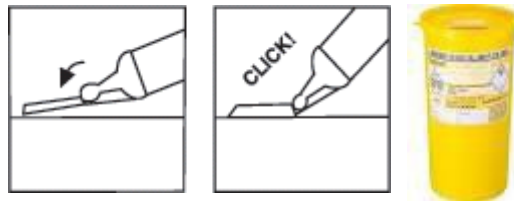
- Remove the grey rubber cover by pulling it.
- You will notice an air bubble in the syringe.
- Do not attempt to remove this as it helps to deliver the medicine into the fat.

5) Giving the injection



- Pinch a big fold of skin at the chosen injection site.
- Hold the syringe like a pencil or a dart and fully insert the needle at an angle of 90° (a right angle).
- Press the plunger slowly until all the contents of the syringe have been injected.
- Keep pinching the fold of skin while you are injecting and then release the fold of skin and pull out the needle.
- Do not rub the injection site as this may cause bruising.

6) Disposal of the syringe



Place the plastic catcher against a hard stable surface and with one hand pivot the syringe barrel upwards against the needle forcing the needle into the catcher where it locks in place.

Continue bending the needle until the syringe makes an angle of more than 45 degrees with the flat surface.

Do not attempt to replace the cap over the needle.

Place the empty syringe in a sharps bin. **Never** put the needle in your household rubbish. Do not fill the sharps bin above the black line and make sure to close the lid before disposal.

Either bring the yellow sharps bin to the hospital at your next visit or you can arrange a collection of the sharps bin from your home so that it will be disposed of safely. See useful information below for councils providing this service in South West London.

What should I do if I forget to take the medicine?

If you miss an injection please seek medical advice.

Are there any side effects?

You may feel a **stinging** sensation after the injection which lasts for a few minutes.

Sometimes the injection site will **ooze blood or watery fluid**. Press on it with a clean tissue until it stops.

You may experience **bruising** at the injection site. If you are also taking aspirin then any bruising may be more noticeable. If you are concerned about the amount of bruising contact the telephone number below.

You will **bleed** more easily because your blood will take longer to clot than normal.

In rare cases, patients have an allergic reaction at the injection site, causing redness or itching.

Some patients on prolonged treatment with other forms of heparin have experienced **osteoporosis** (a condition that weakens bones). This usually reverses when the treatment is stopped.

Is there anything else I need to know?

You should keep the injections at room temperature but avoid storing them in direct sunlight or near a radiator.

How do I get a repeat prescription?

You can get your repeat prescription from your clinic. This is a **hospital only prescription**, please arrange in advance before you run out

Useful information

Fragmin® (dalteparin sodium) patient support website

[Welcome to the Fragmin \(dalteparin sodium\) website](#)

Sharps Disposal in South West London

Area	Yellow sharps bin disposal
Lambeth	<p>To arrange a collection of sharps or needles, a healthcare professional will need to complete a form on your behalf online at: Ask for collections Lambeth Council</p> <p>Referrals are only accepted from an NHS email address.</p>
Wandsworth	<p>Wandsworth Council provides a clinical waste collection service. Patients / carers can arrange this service:</p> <ul style="list-style-type: none">• Call the council on 020 8871 8558

	<ul style="list-style-type: none"> Alternatively visit: Separate hazardous clinical waste collections - Wandsworth Borough Council
Sutton	<p>Sutton Council provides a clinical waste collection service. Patients / carers can arrange this service:</p> <ul style="list-style-type: none"> Call the council on 020 8770 5000 and select option 6 Alternatively visit: Book a clinical waste collection - Sutton Council
Merton	<p>Merton Council provides a clinical waste collection service. Patients / carers can receive this service:</p> <ul style="list-style-type: none"> Call the council on 020 8274 4902 Your doctor will have to confirm your need for the service before any collections can be made. Further information can be found on the following website: Clinical waste Merton Council
Richmond	<p>Essential community services will do a free one-off yellow sharps bin collection from your home.</p> <ul style="list-style-type: none"> Visit: Clinical waste - London Borough of Richmond upon Thames
Kingston	<p>Kingston Council provides a clinical waste collection service. Patients / carers can receive this service:</p> <ul style="list-style-type: none"> Call 020 7188 9399 Alternatively, visit Clinical waste – www.kingston.gov.uk and you can fill in a 'self-medicating WIRE form' and arrange this online
Croydon	<p>Croydon Council provides a clinical waste collection service. Patients / carers can receive this service:</p> <ul style="list-style-type: none"> Call 020 8726 6200 Alternatively, visit Apply for clinical waste collections Croydon Council and arrange this online

If you need a replacement sharps bin, please contact your GP.

Contact us

If you have any questions or concerns about LMWH, please contact the anticoagulant and thrombosis service on 020 8725 1332 (Monday to Friday, 9am to 4pm)

For more information leaflets on conditions, procedures, treatments and services offered at our hospitals, please visit www.stgeorges.nhs.uk

Additional services

Patient Advice and Liaison Service (PALS)

PALS can offer you advice and information when you have comments or concerns about our services or care. You can contact the PALS team on the advisory telephone line Monday, Tuesday, Thursday and Friday from 2pm to 5pm.

A Walk-in service is available:

Monday, Tuesday and Thursday between 10am and 4pm

Friday between 10am and 2pm.

Please contact PALS in advance to check if there are any changes to opening times.

The Walk-in and Advisory telephone services are closed on Wednesdays.

PALS is based within the hospital in the ground floor main corridor between Grosvenor and Lanesborough Wing.

Tel: 020 8725 2453 **Email:** pals@stgeorges.nhs.uk

-

NHS Choices

NHS Choices provides online information and guidance on all aspects of health and healthcare, to help you make decisions about your health. **Web:** www.nhs.uk

NHS 111

You can call 111 when you need medical help fast but it's not a 999 emergency. NHS 111 is available 24 hours a day, 365 days a year. Calls are free from landlines and mobile phones. **Tel:** 111

AccessAble

You can download accessibility guides for all our services by searching 'St George's Hospital' on the AccessAble website (www.accessable.co.uk). The guides are designed to ensure everyone – including those with accessibility needs – can access our hospital and community sites with confidence.



Reference: CLH_LMWH_05 **Published:** January 2026 **Review date:** January 2028