

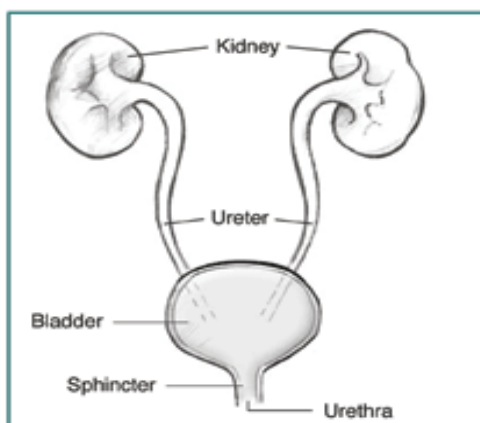
Paediatric Urodynamic Test

This leaflet explains more about paediatric urodynamics tests, including the benefits, risks and any alternatives and what you can expect when you come to hospital. If you have any further questions, please speak to a doctor or nurse caring for you.

What is a paediatric urodynamics test?

This is a test to see:

- how much urine (wee) your bladder holds
- how your bladder is working
- any changes to your bladder
- if you need any medicine to help you go to the toilet better.



How do I get ready for my urodynamics test?

You will need to come to Jungle ward.

You will need to have two lines put in (but no needles) - one for your bladder and one for your bottom. You will also have a urine bag.

Some children have the lines put in while having a quick sleep with medicine. If you are used to having catheters done at home you will have them put in while you are awake on the ward.

Ask your parent or carer how you will have yours put in.

The lines will feel strange to start with but you'll soon forget about them. The lines and bag are hidden away so that no one can see them.

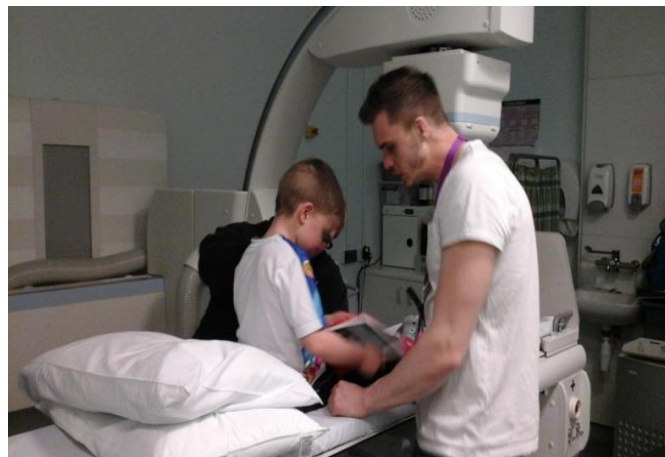
There are toys and games to play with on Jungle ward and you can also bring your own things with you.

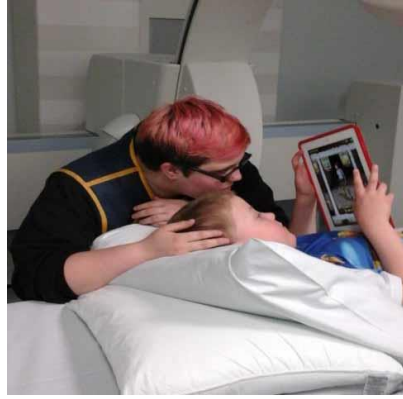
You will be given a wheelchair to help you move around and stay comfortable.

What will happen during my urodynamics test?

After lunch you will go and have your urodynamics test.

You will be asked to lay very still on a special moving bed with a camera. The camera will move but won't touch you.





You can play a game or watch a film while the lines in your bladder and bottom will be attached to a computer.

Sterile water will then be put through the lines into your bladder. This won't hurt but may feel cold. Your parent or carer will be with you all through the test, which will last about 30 minutes.

At the end, the lines will be taken out and you will go back to the ward or go home.



Will I have any other tests as well?

While you are in hospital you may also need to have these tests:

- an ultrasound to look at your kidneys (jelly on the belly)
- another kidney test called GFR.

You can ask your nurse or the play specialist if you will be having either of these.

Useful information

National Kidney Foundation

www.kidney.org.uk

Shine Spina Bifida

www.shinecharity.org.uk

ERIC continence

www.eric.org.uk

Contact us

If you have any questions or concerns about your urodynamics test, please contact the CNS nurse specialists on 020 8725 2454 or the health play specialist on 020 8725 2034 or 020 8725 2035, (Monday to Friday, 8am to 5pm).

We are looking forward to meeting you.

For more information leaflets on conditions, procedures, treatments and services offered at our hospitals, please visit www.stgeorges.nhs.uk

Additional services

Patient Advice and Liaison Service (PALS)

PALS can offer you on-the-spot advice and information when you have comments or concerns about our services or the care you have received. You can visit the PALS office between 9.30am and 4.30pm, Monday to Friday in the main corridor between Grosvenor and Lanesborough wings (near the lift foyer).

Tel: 020 8725 2453 **Email:** pals@stgeorges.nhs.uk

NHS Choices

NHS Choices provides online information and guidance on all aspects of health and healthcare, to help you make decisions about your health.

Web: www.nhs.uk

NHS 111

You can call 111 when you need medical help fast but it's not a 999 emergency. NHS 111 is available 24 hours a day, 365 days a year. Calls are free from landlines and mobile phones. **Tel:** 111

AccessAble

You can download accessibility guides for all of our services by searching 'St George's Hospital' on the AccessAble website (www.accessable.co.uk). The guides are designed to ensure everyone – including those with accessibility needs – can access our hospital and community sites with confidence.



Reference: PAS_PUT_03_LP Published: October 2021 Review date: October 2023