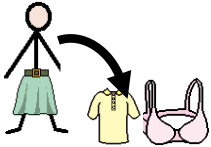


Ultrasound Breast Biopsy



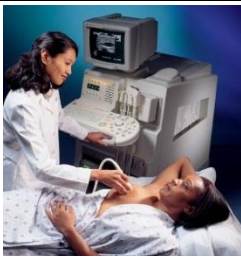
You will see a doctor.



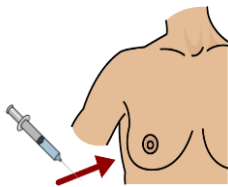
The doctor will ask you to take off your top and bra.



She will ask you to lie down on a couch.



**The doctor will do an ultrasound scan of the breast. The ultrasound does not hurt.
A nurse will also be with you.**

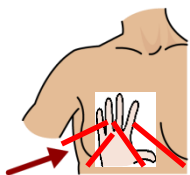


**The doctor will give you an injection into your breast which may sting for a few moments.
The injection will make that part of the breast go numb.**

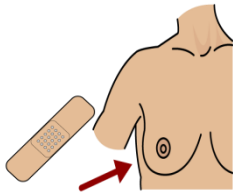


You will feel pressure on your breast and it may feel strange.


You will hear a loud click several times as the doctor takes the biopsies.



After the biopsy the nurse will press on your breast.



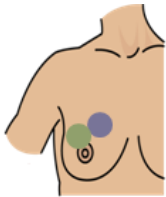
A nurse will put a plaster on your breast which will need to stay on for 3 days.



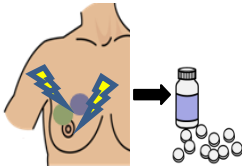
- **Keep the plaster on for 3 days**



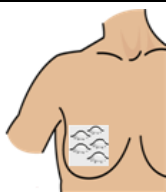
- **Keep the plaster dry**



- **You may have bruising on your breast for a few weeks.**



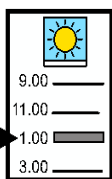
- **The bruise may make your breast feel sore. If it does you can take a paracetamol (pain killer) tablet to take away the pain.**



- **The bruise may make your breast feel lumpy. Don't worry this is normal.**



Talk to someone if you feel worried or have any questions



**You will need to come back to see us for the results of your biopsy.
We will give you a date and time to come back.**