

Cleaning the slim tubing



This leaflet is for people who have a slim tube connected to the hearing aid. The slim tubing can sometimes become blocked with wax. You can unblock the slim tubing using a cleaning wire as follows :

If you have any problems with doing this, please visit the hearing aid repair clinic and an audiologist will be happy to assist you.


1. Unscrew the slim tubing from the end of the hearing aid.



2. push the cleaning wire through the tubing from the hearing aid end towards the tip



3. Pull the wire right through so it comes out at the tip end



4. Screw the slim tube back onto the hearing aid.



August 2012
Review August 2015